

**ROADMAP TO SUCCESS:  
A FRAMEWORK FOR DISTRICT DROPOUT  
PREVENTION PLANS**



**Hank Bounds, Ph.D.**  
**Superintendent of Education**

**J. Martez Hill, MPP**  
**Deputy State Superintendent**

**Sheril R. Smith, Ph.D.**  
**Director, Office of Dropout Prevention**

## **Roadmap to Success: A Framework for District Dropout Prevention Plans**

### **Requirement**

Following the completion of the needs assessment, the district dropout prevention team will detail the implementation of current district-level initiatives related to K-12 dropout prevention, in addition to proposed initiatives. The plan shall include the following components:

1. A District Dropout Prevention Plan cover sheet and Dropout Prevention Team sign-off sheet, containing the following information:
  - The local contact person's name, position, title, address, telephone number, and fax number
  - The district name and a list of the schools (elementary, middle and high) within the district
  - The names and signatures of district dropout prevention team members
2. A Statement of Assurance, containing the following information:
  - The district dropout prevention team leader's name, title, address, telephone number, and fax number
  - The approval signature of the district superintendent and school board chair
3. Outcomes of the needs assessment
  - Identification of students in need of targeted assistance
  - Identification of potential risk factors
  - Needs statements
  - Prioritization of needs
4. Details of current district initiatives
  - Addressing the MDE's Five Strategic Initiatives
  - Addressing the National Dropout Prevention Center's (NDPC) 15 Strategies for Dropout Prevention
  - Highlighting school level impact (elementary, middle, high school)
5. Proposed initiatives with prioritized actions. Both current and proposed initiatives should include:
  - District goals that describe the overall end result the district wishes to achieve to address dropout prevention. (Note: Local districts may require school-level plans based on individual school needs and variations in dropout rates). The goals should be:
    - Derived from the prioritized needs of the school
    - Stated in terms of student outcomes
    - Measurable
    - Specific and clear
    - Ambitious
    - Achievable
    - Long-term (three to five years)

- Based on established start date and completion dates
- Benchmarks to serve as implementation checkpoints, to allow a district to assess how well it is progressing towards its goal
- A description of the persons who will be responsible for the implementation of the goal
- An evaluation component that provides evidence of the achievement of the objective
  - The evaluation component should:
    - Be measurable
    - Be directly related to the objective
    - Include evaluation data collected along the way (when possible)
    - Identify the source of evaluation information identified

## **A Framework**

To assist districts with the development of individual dropout prevention plans, the information contained in this document provides a template that district dropout prevention teams may use as a framework. The completion of each section of this document will fulfill the requirements for a District Dropout Prevention Plan. The Mississippi Department of Education Office of Dropout Prevention encourages districts to adapt this document, as needed, to account for individual district requirements.

Should you require any additional information on these of this document, or on the development of your District Dropout Prevention Plan, please contact Dr. Sheril Smith, Director, Office of Dropout Prevention, by email at [srsmith@mde.k12.ms.us](mailto:srsmith@mde.k12.ms.us), or by telephone at (601) 359-3177.


Part I. Dropout Prevention Plan  
Cover Sheet

School District: Jones County

Superintendent: Thomas D. Parker  
(please print or type)

  
(signature)


Principal: Becky Stewart  
(please print or type)

  
(signature)

School Name: East Jones Elementary

Elementary  Middle  High  Other  
(please check one)

Principal: Lisa Ishee  
(please print or type)

  
(signature)

School Name: Glade Elementary

Elementary  Middle  High  Other  
(please check one)

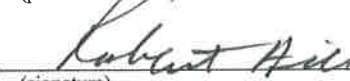
Principal: Edward Crosby  
(please print or type)

  
(signature)

School Name: Moselle Elementary

Elementary  Middle  High  Other  
(please check one)

Principal: Robert Hill  
(please print or type)

  
(signature)

School Name: North Jones Elementary

Elementary  Middle  High  Other  
(please check one)

Principal: Steve Musgrove  
(please print or type)

  
(signature)

School Name: South Jones Elementary

Elementary  Middle  High  Other  
(please check one)

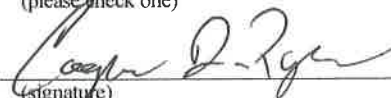
Principal: Mark Reddoch  
(please print or type)

  
(signature)

School Name: West Jones Elementary

Elementary  Middle  High  Other  
(please check one)

Principal: Cooper Pope  
(please print or type)

  
(signature)

School Name: Northeast Jones High School

Elementary  Middle  High  Other  
(please check one)

Principal: Tommy Branch  
(please print or type)

  
(signature)

School Name: South Jones High School

Principal: Lynn Lyon  
(please print or type)

(signature)



School Name: West Jones High School

Elementary  Middle  High  Other  
(please check one)

Principal: Mike Moore  
(please print or type)

(signature)




School Name: Pine Belt Education Center

Elementary  Middle  High  Other  
(please check one)

Principal: Patsy Reon  
(please print or type)

(signature)



School Name: Jones County Career and Technical

Elementary  Middle  High  Other  
(please check one)

Principal: I  
(please print or type)

(signature)

School Name: \_\_\_\_\_

Elementary  Middle  High  Other  
(please check one)

Principal: \_\_\_\_\_  
(please print or type)

(signature)

School Name: \_\_\_\_\_

Elementary  Middle  High  Other  
(please check one)

Principal: \_\_\_\_\_  
(please print or type)

(signature)

School Name: \_\_\_\_\_

Elementary  Middle  High  Other  
(please check one)

Principal: \_\_\_\_\_  
(please print or type)

(signature)

School Name: \_\_\_\_\_

Elementary  Middle  High  Other  
(please check one)

Principal: \_\_\_\_\_  
(please print or type)

(signature)

School Name: \_\_\_\_\_

Elementary  Middle  High  Other  
(please check one)

## Part II. Local Dropout Prevention Team Members—Final

School District: Jones County Schools Telephone #: 601.649.5201

Mailing Address: 5204 Highway 11 North Fax #: 601.649.1613

Ellisville, MS 39437

**E-mail address for**

**Superintendent/Team Leader:** tdparker@jones.k12.ms.us

Tommy Parker

Superintendent (please print)

  
(signature)

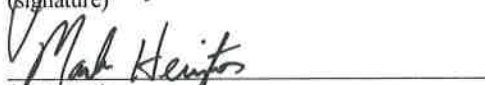
James Walters

Team Leader (please print)

  
(signature)

Mark Herrington

Team Sponsor (please print)

  
(signature)

David Valentine

Team Parent (please print)

  
(signature)

Mike Moore

Team Associate (please print)

  
(signature)

Gerald Henderson

Dropout Prevention Team Member (please print)

  
(signature)

Marie Keyes

Dropout Prevention Team Member (please print)

  
(signature)

Lucy Cooley

Dropout Prevention Team Member (please print)

  
(signature)

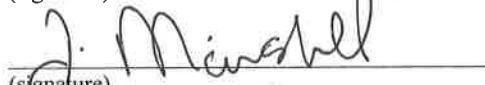
Priscilla Herrington

Dropout Prevention Team Member (please print)

  
(signature)


Jon Marshall

Dropout Prevention Team Member (please print)

  
(signature)

Ed Smith

Dropout Prevention Team Member (please print)

  
(signature)


Sharon Grasha

Dropout Prevention Team Member (please print)

  
(signature)

Christy Walters

Dropout Prevention Team Member (please print)

  
(signature)

Dropout Prevention Team Member (please print)

(signature)

Please check one area for each:		
Civic / Gov't Agency Rep.	Community Rep.	School Staff
		X
		X
		X
		X
		X
X	X	
		X
		X
	X	
		X
X	X	
		X
X		

**Part III. Statement of Assurance**

On behalf of the  Jones County  School District, I hereby submit a local Dropout Prevention Plan to provide goals, activities and services necessary to meet the three overarching goals of the state dropout prevention plan: 1) Increasing the state graduation rate to 85% by 2018-2019; 2) reduce the state dropout rate by 50% by 2012-2013; and 3) reducing the truancy rate by 50% by 2012-2013.

I hereby certify that the information contained in this plan is in compliance with the appropriate federal and state laws and regulations.

I hereby certify that our school district will cooperate in carrying out any evaluation conducted by or for the Mississippi Department of Education.

I hereby certify that our school district will submit reports as requested by the Mississippi Department of Education.

I hereby certify that our school district has consulted with parents, community partners, business partners, teachers, school staff, building administrators, and others in the development of this local dropout prevention plan.

I hereby certify that our school district has taken into account relevant, scientifically based research, strategies and best practices indicating services most effective in preventing dropouts if we focused on students in the earliest grades.

I hereby certify that our school district will prepare and submit an annual progress report on increasing the graduation rate, reducing the dropout rate and reducing the truancy rate.

I hereby certify that our school district will endorse and implement the Fifteen (15) Effective Strategies to promote a reduction in the dropout rate.

I hereby certify that our school district has based the dropout prevention plan on scientifically based research, best practices and all laws in determining strategies to reduce the dropout rate for students with disabilities under IDEA.

I hereby certify that our school district will evaluate our district dropout prevention plan on an annual basis to determine appropriate changes needed for future school years.

I hereby certify that our District School Board has reviewed and approved this plan for submission to the Mississippi Department of Education.

-----  
Dropout Prevention Team Leader:

Name:  Mark Herrington  Title:  Director of Secondary Operations

Mailing Address:  5204 Highway 11 North, Ellisville, MS 39437

Telephone #:  601.649.521  Fax #:  601.649.1613

District Superintendent:  Tommy Parker   Tommy Parker   
(please print) (signature)

School Board Chair:  Lester Boyles   Lester Boyles   
(please print) (signature)

**Part IV. 2012-2013 District Data Form**

District Name: Jones (3400)

Graduation Rate: 79.5      Dropout Rate: 10.5      Truancy Rate: \_\_\_\_\_

	<b>Elementary School</b>		<b>Middle School</b>		<b>High School</b>	
<b>School Data</b>						
Number of Schools	6				3	
Cumulative Enrollment	4806				3571	
Counselor / Student Ratio	1/600				1/357	
<b>Student Demographic Data</b>						
	<b>Number</b>	<b>Percentage</b>	<b>Number</b>	<b>Percentage</b>	<b>Number</b>	<b>Percentage</b>
Female	2312	48%			17051	48%
Male	2494	52%			1866	52%
Asian	30	6%			18	.5%
Black	901	19%			756	21%
Hispanic	383	8%			84	2%
Native American	63	1%			29	.8%
White	3428	71%			2683	75%



**Staff Demographic Data (Teachers / Administrators)**

	<b>Number</b>	<b>Percentage</b>	<b>Number</b>	<b>Percentage</b>	<b>Number</b>	<b>Percentage</b>
Female	328	93%			200	69%
Male	23	7%			91	31%
Asian						
Black	9	3%			10	3%
Hispanic	1	.2%			1	.3%
Native American						
White	341	97%			280	97%

**Part IV. 2012 - 2013 District Data Form (Continued)**

<b>MCT Data – Percent Proficient or Above</b>				
	<b>Reading</b>	<b>Language Arts</b>	<b>Math</b>	
Grade 2				
Grade 3		57%	62%	
Grade 4		64%	66%	
Grade 5		61%	66%	
Grade 6		66%	68%	
Grade 7		67%	73%	
Grade 8		58%	81%	
<b>High School Subject Area Tests – Percent Proficient or Above</b>				
	<b>Algebra I</b>	<b>US History</b>	<b>Biology</b>	<b>English II</b>
Grade 9			74%	
Grade 10	85%			66%
Grade 11		67%		
Grade 12				

**Part IV. 2012-2013 District Data Form (Continued)**

<b>Additional District Information</b>	
Number of GED Options Program Students  <p align="center"><u>    12    </u></p>	Number of Students Taking the GED Test  <p align="center"><u>    9    </u></p>
Number of GED Options Program Students Successfully Completing a GED  <p align="center"><u>    9    </u></p>	Number of Students Passing One or More Sections of the GED Test  <p align="center"><u>    9    </u></p>
Average Length of Time Spent in GED Options Program  <p align="center"><u>  X  </u> 6 months    one year        two years        more than two years</p>	
Number of Students Who are Two or More Years Behind Grade Level by 9 <sup>th</sup> Grade  <p align="center"><u>    38    </u></p>	Does your district currently offer a “Fast-track” Program for high school students?  <p align="center"><u>    </u> Yes        <u>  X  </u> No</p>
Number of Students with 5 or More Unexcused Absences  <p align="center"><u>  1875  </u></p>	Number of Students with 12 or More Unexcused Absences  <p align="center"><u>    318    </u></p>
Number of Discipline Referrals (Unduplicated)  <p align="center"><u>  2730  </u></p>	Number of Students Receiving Free/Reduced Meals  <p align="center"><u>  4291  </u></p>
Please add any additional or unique data elements in this section:	